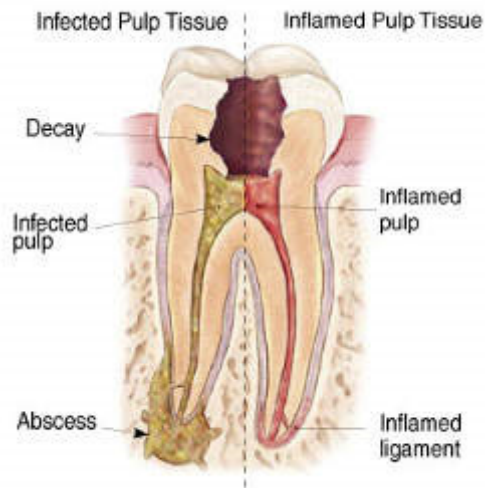


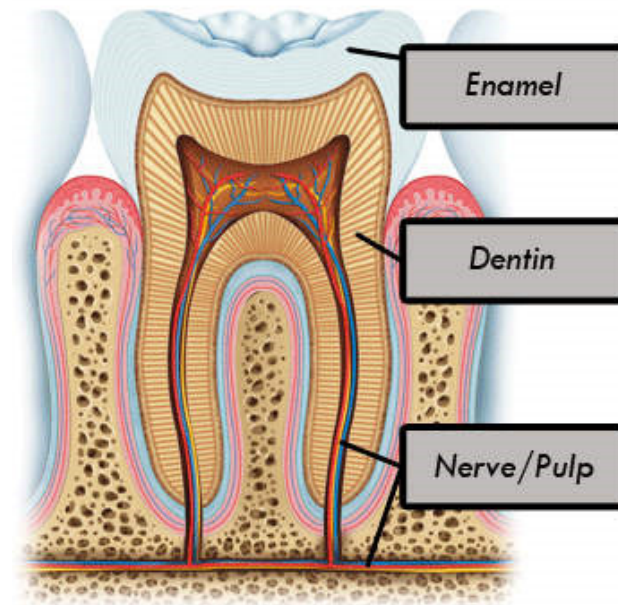
Root Canal Treatment

The pulp of a tooth is soft tissue containing nerves and blood vessels. It is important for the health and development of the tooth, but a fully formed tooth can function without its pulp with successful root canal treatment.



Should the pulp of a tooth become inflamed or infected, symptoms may include pain, discolouration, swelling and temperature sensitivity. An inflamed pulp may sometimes repair itself, but the inflammation may be irreversible and the pulp will die and become infected. Root canal treatment can save the tooth and prevent re-infection.

Root canal treatment or endodontic treatment aims to save a tooth that has been badly damaged by decay or trauma. Many people choose to save a tooth rather than have an artificial replacement, though, if root canal treatment is unlikely to be successful, an artificial replacement for example an implant, may be a more appropriate option. Loss of a tooth may result in the movement of other teeth, increasing the risk of decay and gum problems and difficulty in chewing or biting. A successfully root treated tooth may last you many years and possibly the rest of your life.

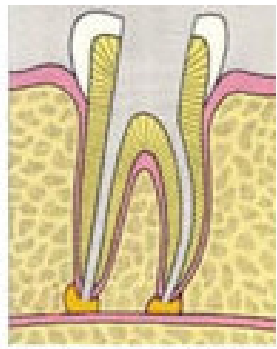


Treatment

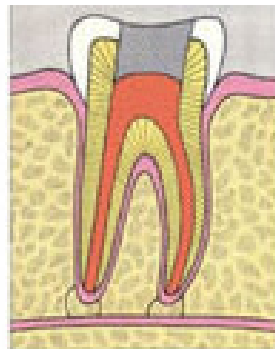
Your tooth will be examined and an x ray taken. Rubber dam (thin sheet of latex or latex substitute) will be placed over your tooth after local anaesthesia. This keeps the tooth dry and clean during treatment. An opening through to the pulp is made and the pulp removed. Each canal is cleaned and shaped using an x-ray to measure the length of the canals. An antibacterial dressing is then placed in the canals. Several visits may be necessary to complete the treatment.

Rarely, removal of the end of the root (apicectomy) or a more major part of the root (root resection) may be required.

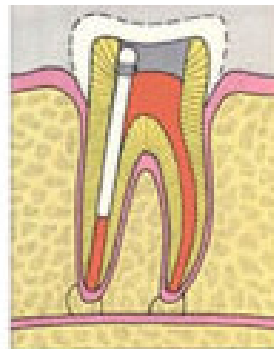
On completion of the treatment, the root canals are filled and sealed. A post may be required to provide adequate support for the restoration of the crown of the tooth. Since root filled teeth are more brittle and at greater risk of fracture, a crown or onlay may be advised.



Pulp is removed, and root canals are cleaned, enlarged, and shaped.



The root canals are filled.



Pulp chamber is sealed; then crown of tooth is restored

COST

You should be provided with an estimate of cost before you commence treatment. Should any additional work become necessary due to unforeseen circumstances your dentist will advise you of this and any additional costs at the time.

WWW.Teethhealthlife.com.au
info@teethhealthlife.com.au
Ph: 03 9650 5143

© THL DENTAL CLINIC PTY LTD

Possible side effects

1 Loss of tooth.

Whilst most root canal treatment is successful, it cannot be guaranteed. Following root canal treatment it is important to have the tooth restored completely, to minimise the risk of the tooth breaking or becoming re-infected.

2 Infection

Root canal treatment is likely to completely heal infection in a damaged tooth. Whilst the risk of re-infection is low, if it recurs the tooth may need to be treated again or removed. This may occur months or years after a tooth has been treated and may be the result of further decay or a crack.

3 Weakness

Root canal treated teeth are weaker and more brittle than normal teeth. They are at increased risk of fracture and this is why it is important to ensure that the crown of the tooth is adequately restored.

4 Pain or discomfort

Occasionally some people experience pain, discomfort or altered sensation following treatment. Altered sensation should gradually disappear. Pain and discomfort should not last longer than a few days and a pain reliever may be advised. Any lasting pain should be reported to your dentist or endodontist.

DISCUSS YOUR TREATMENT WITH YOUR DENTIST

This information leaflet is intended to provide general information about the treatment. It is important for you to always discuss your treatment with your dentist, which will depend on many factors including age, condition and position of your teeth, as well as pre-existing conditions and the degree of the problem. Your dentist cannot guarantee treatment will be successful and it is important that you fully discuss treatment, all costs and the likely expected outcome. We encourage you to discuss in detail anything you are unsure of or are unhappy with about your teeth.

Dr Susan J Poulson
Dr Carolina Perez
Dr Anthony Lio